

MIDAS
(PHOTOS FROM CRT)

5/1/78

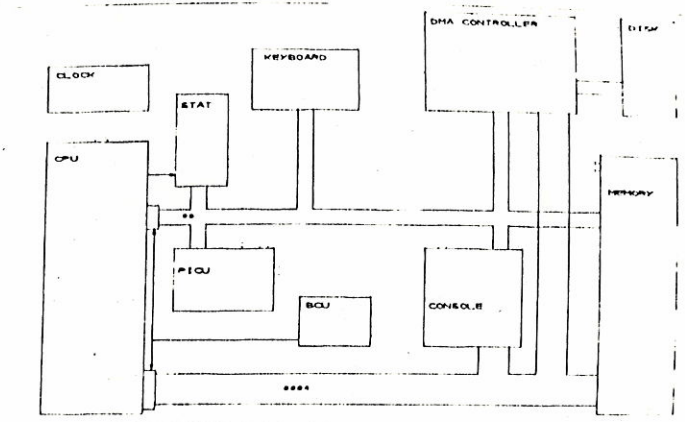
MIDAS

INSTR. MIP
O'CLE: MIP - INSTRUCTION PREFIX
STAT: T 1

STATUS DISPLAY

①

HIGH LEVEL DISPLAY



WINDOW

KEY MENU

COMMAND AREA

COMMAND MENU

FUNCTION KEYS	SINGLE STEP MODE	CURRENT FILE:
0 COMMAND MODE	ENTER COMMAND	T 1
1 SINGLE STEP MODE	CLEAR	LOAD (cfa)
2 FREEZE DISPLAY	DEBUG	RECALL (cfa)
3 REPEAT LAST STATE	DISPLAY (addr)	RESET (cfa) (cstop Sout cxxxx)
4 STANDARD VIEW	END	SAVE (cfa)
7 PAN ENABLE/DISABLE	FILE (cfa)	SET c16 cvalue Set Reset
8A-8B CONSOLE FUNCTIONS	ONE COMMAND (carg)	STORE (addr cvalue)
DIALS	GO (cstop Sout cxxx)	
1 DISPLAY SPEED		
2 DISPLAY ZOOM		

②
ZOOMED IN
(NOTE CONTROL LINE ID'S)

MIDAS

INSTRUCTION: MIP
O'CLE: MIP - INSTRUCTION PREFIX
STAT: T 1

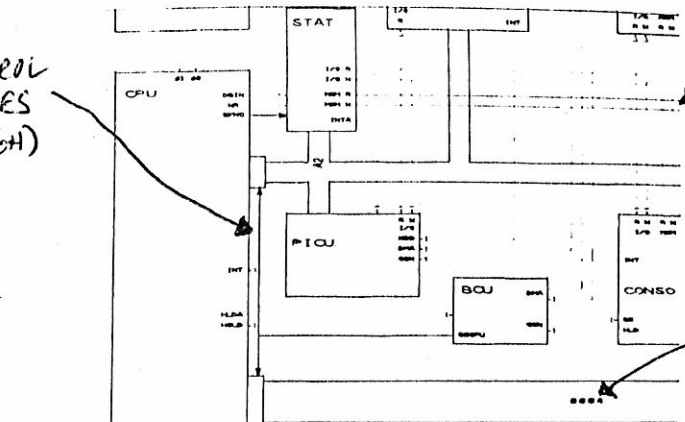
CONTROL LINES (HIGH)

CONTROL LINES (LOW)

DATA BUS (8)

HEX DATA

ADDRESS BUS (16)



FUNCTION KEYS	SINGLE STEP MODE	CURRENT FILE:
0 COMMAND MODE	ENTER COMMAND	T 1
1 SINGLE STEP MODE	CLEAR	LOAD (cfa)
2 FREEZE DISPLAY	DEBUG	RECALL (cfa)
3 REPEAT LAST STATE	DISPLAY (addr)	RESET (cfa) (cstop Sout cxxxx)
4 STANDARD VIEW	END	SAVE (cfa)
7 PAN ENABLE/DISABLE	FILE (cfa)	SET c16 cvalue Set Reset
8A-8B CONSOLE FUNCTIONS	ONE COMMAND (carg)	STORE (addr cvalue)
DIALS	GO (cstop Sout cxxx)	
1 DISPLAY SPEED		
2 DISPLAY ZOOM		

③
LOW LEVEL
(REGISTERS IN VIEW)

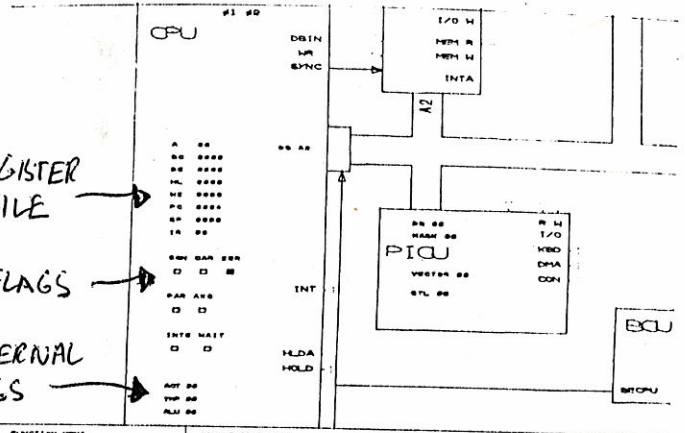
REGISTER FILE

FLAGS

INTERNAL REGS

MIDAS

INSTRUCTION: MIP
O'CLE: MIP - INSTRUCTION PREFIX
STAT: T 1



FUNCTION KEYS	SINGLE STEP MODE	CURRENT FILE:
0 COMMAND MODE	ENTER COMMAND	T 1
1 SINGLE STEP MODE	CLEAR	LOAD (cfa)
2 FREEZE DISPLAY	DEBUG	RECALL (cfa)
3 REPEAT LAST STATE	DISPLAY (addr)	RESET (cfa) (cstop Sout cxxxx)
4 STANDARD VIEW	END	SAVE (cfa)
7 PAN ENABLE/DISABLE	FILE (cfa)	SET c16 cvalue Set Reset
8A-8B CONSOLE FUNCTIONS	ONE COMMAND (carg)	STORE (addr cvalue)
DIALS	GO (cstop Sout cxxx)	
1 DISPLAY SPEED		
2 DISPLAY ZOOM		